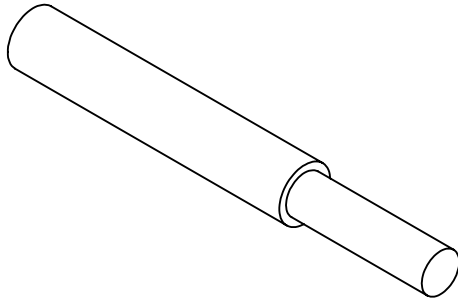
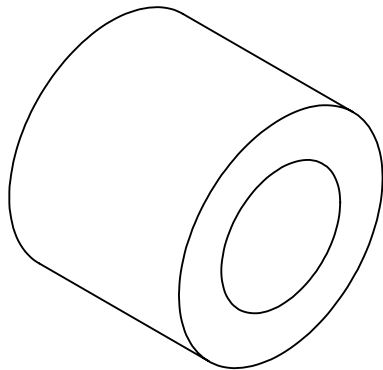


SCREW MACHINE MULTI-AXIS  
 Up to  $\phi 0.75"$  x 6" o.a.l  
 Up to  $\phi 1.25"$  x 9" o.a.l  
 Max Thread Length 1.5"

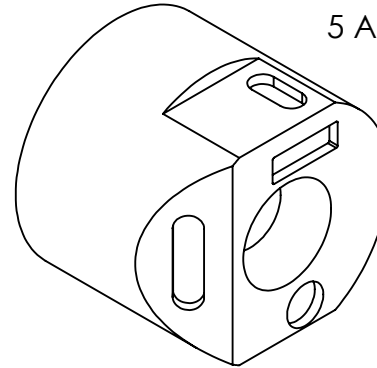
**EXCELLENT FOR HIGH VOLUME  
 SMALL PARTS**



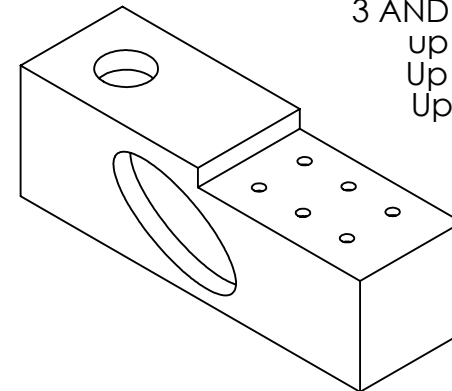
BARSTOCK TURNING  
 Up to  $\phi 3"$   
 Up to 40" Long



SHORT TURNING AND BORING  
 Up to  $\phi 12"$   
 Up to 10" Long



5 AXIS TURNING/MILLING  
 Up to  $\phi 12"$   
 Up to 10" Long



3 AND 4 AXIS MILLING  
 up to 60" Long  
 Up to 18" Wide  
 Up to 20" High

Horizon Machine and Design Inc.  
 also offers in-house design capability

For parts outside the scope of those seen here,  
 we are happy to coordinate 3rd party services

**PROPRIETARY AND CONFIDENTIAL**  
 THE INFORMATION CONTAINED IN THIS DRAWING IS  
 THE SOLE PROPERTY OF HORIZON MACHINE AND  
 DESIGN INC. ANY REPRODUCTION IN PART OR AS A  
 WHOLE WITHOUT THE WRITTEN PERMISSION OF  
 HORIZON MACHINE AND DESIGN INC. IS PROHIBITED.

		UNLESS OTHERWISE SPECIFIED, DIMENSIONS ARE IN INCHES. TOLERANCES: X $\pm .060$ $\checkmark$ OR BETTER X.X $\pm .030$ $\odot \pm .005$ X.XX $\pm .010$ $\perp \pm .5 \text{ Deg.}$ X.XXX $\pm .005$ $\leq \pm .5 \text{ Deg}$	NAME	DATE
			DRAWN	MG
		INTERPRET GEOMETRIC TOLERANCING PER: ANSI	CHECKED	
		MATERIAL	ENG APPR.	
		STOCK SIZE	MFG APPR.	
Machine	Program Name		Q.A.	
			COMMENTS:	

Horizon Machine & Design Inc.  
 #104, 6704-41 St Leduc, Alberta, Canada T9E 0Z4

TITLE:  
**PART CAPABILITIES**

SIZE <b>A</b>	DWG. NO. <b>HMD - 2015</b>	REV <b>1</b>
------------------	-------------------------------	-----------------

SCALE: NTS WEIGHT: SHEET 1 OF 1